

Centralized Remote Controller

Centralized controller

EW-50E



Dimensions

209(W) x 172(H) x 92(D) mm
8-1/4(W) x 6-25/32(H) x 3-5/8(D) in.

Main Features

- **Can be used as an expansion controller for the AE-200E**
Up to 200 indoor units can be operated and monitored by connecting three EW-50E units to an AE-200E controller.

- **Function to apportion electricity charges**

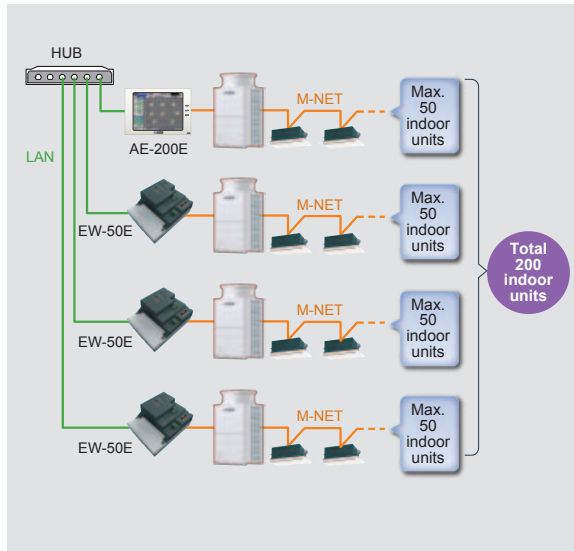
The power consumption of each air conditioner can be calculated with an AE-200E controller. The calculated data can be output to a PC via a USB memory device or LAN, and billing charges can be prepared using a specific charge calculation tool.

*To use the function to apportion electricity charge, the AE-200E and EW-50E are required.

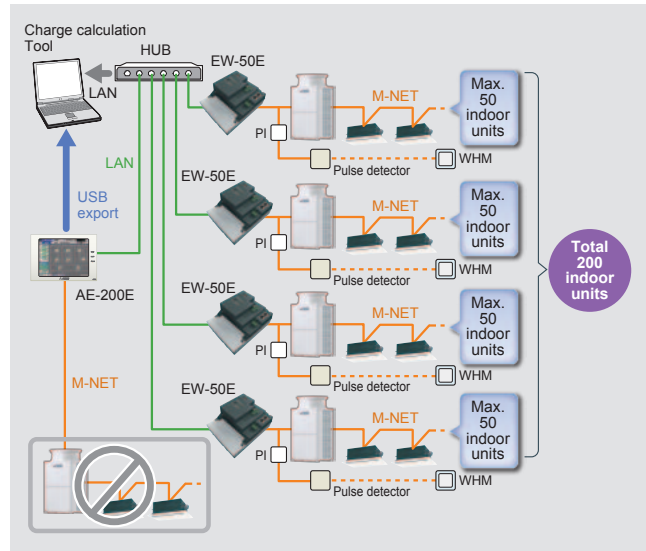
*For other restrictions, refer to the Installation Manual and Instruction Book.

System Structure

System diagram (standard)



System diagram (with charge setting)



* When the AE-200E M-NET is not used, a maximum of four EW-50E units can be connected.

- **Air conditioner units can be operated and monitored independently using a PC**

Even without an AE-200E controller, the EW-50E can operate and monitor air conditioner units using browser software*¹.

Air conditioners can be operated and monitored remotely via the Internet. In addition, air conditioners in multiple buildings can be operated collectively.*²

* 1. This operation has been confirmed on Internet Explorer 11, Edge or on Google Chrome ver.54, and Safari 10.

Microsoft® Internet Explorer is a trademark or registered trademark of Microsoft Corporation in the United States and other countries.

Google is a registered trademark of Google Inc.

Google Chrome is a registered trademark of Google Inc. in the U.S. and other countries.

Edge is a trademark or registered trademark of Microsoft Corporation in the U.S. and other countries.

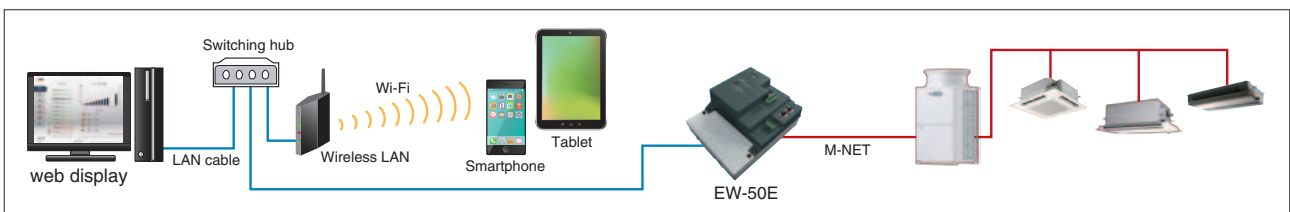
Internet Explorer is a trademark or registered trademark of Microsoft Corporation in the U.S. and other countries.

Windows is a trademark or registered trademark of Microsoft Corporation in the U.S. and other countries.

Safari is a trademark or registered trademark of Apple Inc. in the U.S.

Company names and product names in this brochure may be trademarks or registered trademarks of the respective rights holder.

* 2. When connecting an EW-50E via the Internet, do not connect the EW-50E directly to the Internet. Instead, always connect via a router using the VPN function to ensure security.



• Manage air conditioner usage conditions

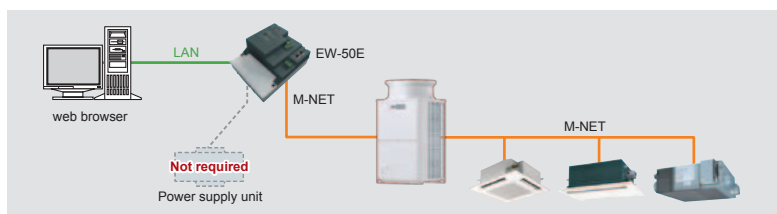
Energy consumption of air conditioners can be displayed in an easy-to-understand manner using a web browser.

* For the billing function, PI Controller and watt-hour meter with pulse transmitter (locally available one) are required.



• Operable without the transmission line power supply unit

The EW-50E unit is equipped with a power supply function. Power supplied by a transmission line power supply unit is not necessary. Since an outside power supply is not needed, self-sustained operation is possible even when the outdoor unit system is down. (In cases where the power consumption factor exceeds 1.5, a power supply unit is needed.)



• Energy-saving control

With the addition of an energy-saving control license (optional product), the set temperature can be automatically changed* according to the room temperature around the air conditioner unit to allow greater energy savings without sacrificing comfort.

* 1. With this function, the set temperature can be changed in +2°C/2°F increments for cooling and -2°C/2°F increments for heating during a set time interval. In cases where the intake temperature and the set temperature are significantly different, exclusion from the energy-saving target is possible.

Functions

* The functions and specifications are subject to change.

◎: By group or multiple groups ○: By group □: Batch only

Item	Remarks	Setting	Display
ON/OFF	Switches air conditioners and general equipment ON or OFF.	◎	◎
Operation mode switching	Switches to cool, dry, auto, fan, or heat operation. * Some modes are not available depending on the unit.	◎	○
Room temperature setting	The temperature can be set within the following range. Cool/Dry: 19-35°C [67-95°F] Heat: 4.5-28°C [40-83°F] Auto (single set point): 19-28°C [67-83°F] Auto (dual set points) [Cool] Same as the set temp. range for Cool mode. [Heat] Same as the set temp. range for Heat mode.	◎	○
Set temperature 0.5°C/1°F increments	The temperature can be set and displayed in 0.5°C/1°F increments. * With some unit combinations, the temperature is set in 1°C/1°F increments.	◎	○
Fan speed setting	The fan speed can be set to 4 levels, 3 levels, 2 levels, or automatic. * Available fan speeds differ depending on the unit.	◎	○
Air direction setting	Fixed swing in 5 levels or auto air direction can be set. * Available air directions differ depending on the unit.	◎	○
Prohibition of local remote controller operation	It is possible to disable the ability to use local remote controller to run or stop the operation mode, set temperature, filter sign reset, wind speed, wind direction and timer operation. * In the Lossnay group, only ON/OFF and filter reset can be disabled. * Disabling of the fan speed, air direction, and timer operation can be set for the AT-50B, PAR-32MA (6), PAR-U02MEDA, and PAC-YT52CR models.	◎	○
Room temperature display	Displays the suction temperature of the indoor unit.	—	○
Error display	Displays the current error content together with the address.	—	◎
Schedule operation	Today/weekly/weekly by season/yearly Setting content: ON/OFF, operation mode, set temperature, disable local remote controller, air direction/fan	◎	○
Energy management	Displays the power consumption* or operating hours. * Optional part required.	—	◎
Ventilator operation (solo)	Group operation is possible for free plan Lossnay units only.	◎	○
Ventilator operation (interlocked)	* The above group operation mode includes auto ventilation, heat exchange, and normal ventilation. Free plan Lossnay units and indoor units can be interlocked and operated together. * At this point, air volume can be operated, but the ventilation mode cannot be selected.	◎	○
External input (timer connection, emergency stop input, etc.)	Using a level signal or pulse signal, it is possible to input the following: Level signal: Emergency Stop Input, Batch ON/OFF, and Demand Input. Pulse signal: Batch ON/OFF or Operation Disable/Enable * Requires an external power supply and external I/O adapter (PAC-YG10HA) sold separately. Only one input can be selected from the above inputs.	□	—
External output (error output, operation output)	Using the level signal, ON/OFF, and Error/Normal are output. * Requires an external power supply and external I/O adapter (PAC-YG10HA) sold separately.	—	□
Web browser	Monitor/operation, failure, filter sign monitoring, schedule setting, interlocked control setting (option), energy-saving control setting (option), energy-saving peak cut setting (option), set temperature range restrictions, other	◎ ¹	◎ ¹
Filter sign reset	Filter sign reset	○	○
Connectable location	Centralized system transmission line: Connectable Recommended Indoor and outdoor transmission line: Connectable	—	—

* Functions and specifications differ depending on the connected equipment and model.

* Electric energy can be proportionally divided using the EW-50E alone. However, the apportioned electricity charge function requires an AE-200E.

■ Notes

* 1. Some items do not support the multi group setting and display.

■ Connectable equipment: CITY MULTI

A Mr. Slim Control (Can be connected using an M-NET adapter or special outdoor unit)
Room air conditioner (Requires a system control interface or M-NET control interface)
Lossnay
AI controller, PI controller, DIDO controller